

# RB520S-30

# SCHOTTKY BARRIER DIODE

**PRV : 30 Volts**

**I<sub>O</sub> : 200 mA**

**FEATURES :**

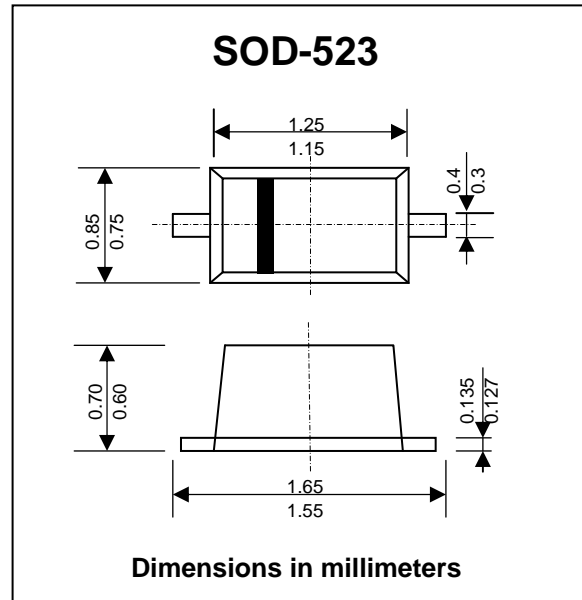
- \* Extremely small surface mounting type
- \* High reliability
- \* Pb Free / RoHS Compliance

**APPLICATIONS :**

- \* Low current rectification

**MECHANICAL DATA :**

- \* Lead finish : 100% Matte Sn (Tin)
- \* Mounting position : Any
- \* Qualified max reflow temperature : 260 °C



**Maximum Ratings and Thermal Characteristics** (T<sub>a</sub> = 25 °C)

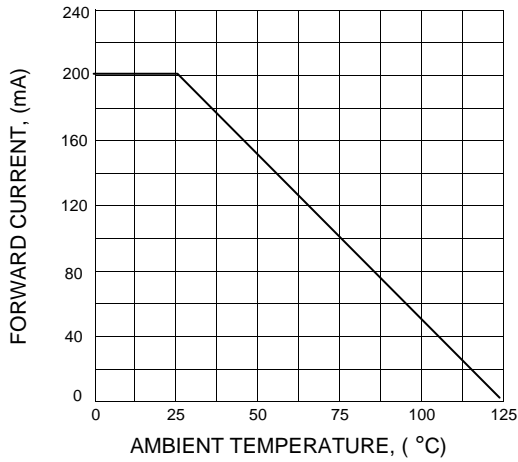
Parameter	Symbol	VALUE	Unit
Maximum DC Reverse Voltage	V <sub>R</sub>	30	V
Mean Rectifying Current	I <sub>O</sub>	200	mA
Maximum Peak Forward Surge Current	I <sub>FSM</sub>	1.0	A
Junction Temperature	T <sub>J</sub>	125	°C
Storage temperature range	T <sub>STG</sub>	-40 to + 125	°C

**Electrical Characteristics** (T<sub>a</sub> = 25 °C)

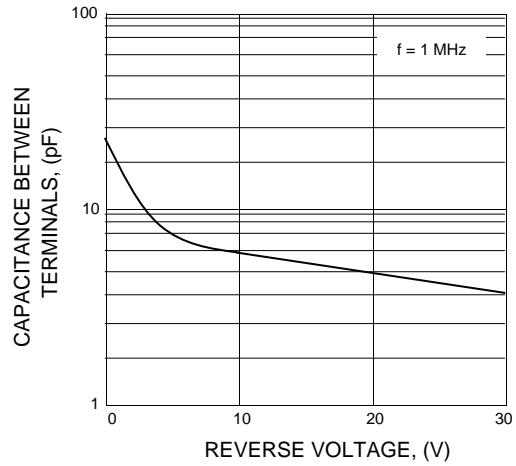
Parameter	Symbol	Test Condition	Min	Typ	Max	Unit
Reverse Current	I <sub>R</sub>	V <sub>R</sub> = 10 V	-	-	1.0	μA
Forward Voltage	V <sub>F</sub>	I <sub>F</sub> = 200 mA	-	-	0.6	V

**RATING AND CHARACTERISTIC CURVES ( RB520S-30 )**

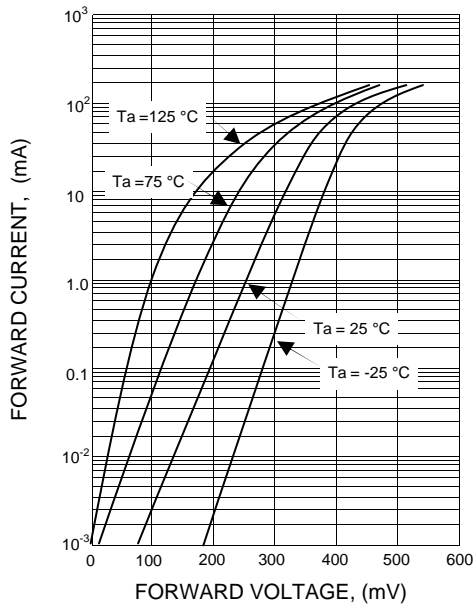
**FIG.1 - DERATING CURVE**



**FIG.2 - CAPACITANCE BETWEEN TERMINALS CHARACTERISTICS**



**FIG.3 - TYPICAL FORWARD CHARACTERISTICS**



**FIG. 4 - TYPICAL REVERSE CHARACTERISTICS**

